



The Institute

Turning Information into Insight

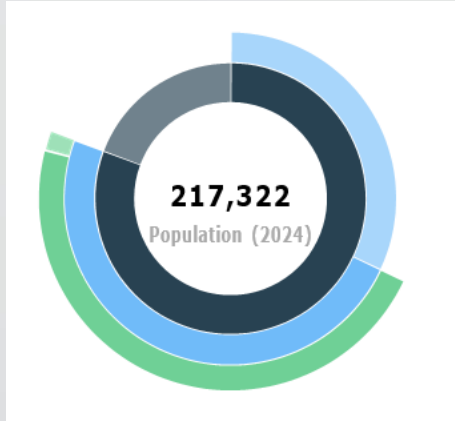
Career Opportunities in Northeastern PA

The Institute is a collaboration among Geisinger Commonwealth School of Medicine, Johnson College, Keystone College, King's College, Lackawanna College, Luzerne County Community College, Marywood University, Misericordia University, Penn State Hazleton, Penn State Scranton, Penn State Wilkes-Barre, The Wright Center for Graduate Medical Education, University of Scranton, Wilkes University, and the business community.

State of Current Affairs

- Workforce Development is fragmented
- Higher costs of post-secondary education
- Access to workforce, education, and training information is not equitable
- Messaging among various stakeholders is confusing
- Remote and hybrid work
- Wages
- Changing downtowns and business centers

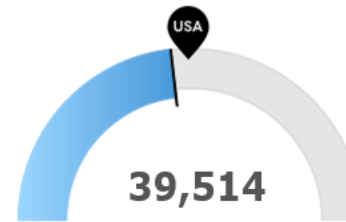
Demographics



	Population (2024)	Labor Force (Oct 2024)	Jobs (2023)	Cost of Living	GRP	Imports	Exports
Region	217,322	105,674	107,166	100.4	\$12.45B	\$13.74B	\$12.57B
State	12,985,763	6,491,109	6,615,637	102.0	\$955.64B	\$784.44B	\$894.27B

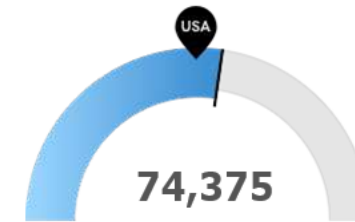
Lackawanna County		Population
●	16+ Civilian Non-Institutionalized Population	175,163
●	Not in Labor Force (16+)	69,489
●	Labor Force	105,674
●	Employed	102,098
●	Unemployed	3,576
●	Under 16, Military, and institutionalized Population	42,159

Population Characteristics



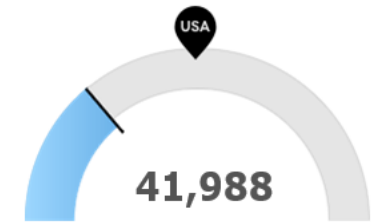
Millennials

Lackawanna County, PA has 39,514 millennials (ages 25-39). The national average for an area this size is 43,913.



Retiring Soon

Retirement risk is high in Lackawanna County, PA. The national average for an area this size is 65,242 people 55 or older, while there are 74,375 here.



Racial Diversity

Racial diversity is low in Lackawanna County, PA. The national average for an area this size is 90,009 racially diverse people, while there are 41,988 here.

Educational Attainment

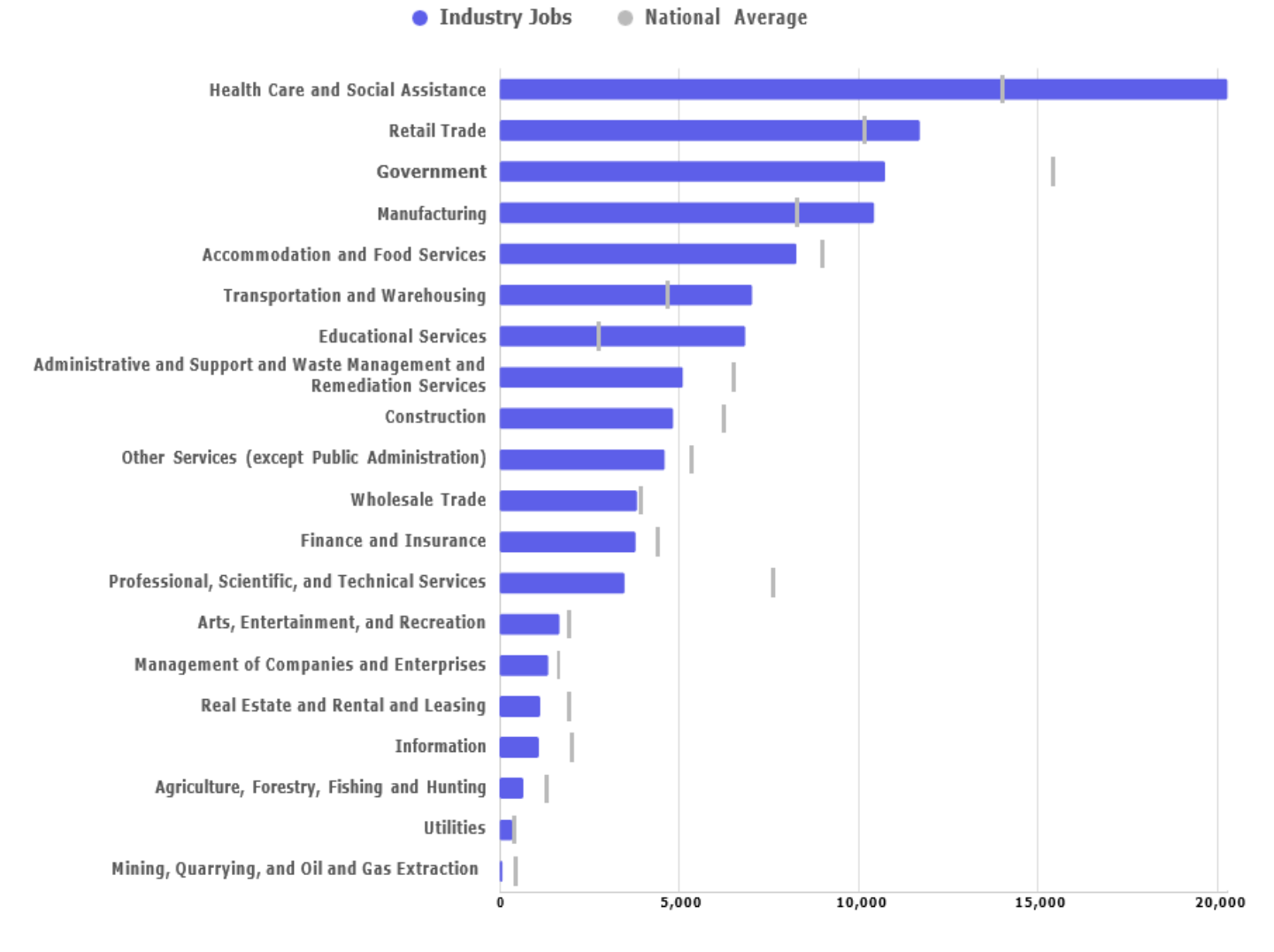
Concerning educational attainment, 18.3% of Lackawanna County, PA residents possess a Bachelor's Degree (2.9% below the national average), and 10.3% hold an Associate's Degree (1.5% above the national average).



	% of Population	Population
● Less Than 9th Grade	2.6%	3,970
● 9th Grade to 12th Grade	5.7%	8,760
● High School Diploma	35.4%	53,923
● Some College	15.8%	24,088
● Associate's Degree	10.3%	15,710
● Bachelor's Degree	18.3%	27,895
● Graduate Degree and Higher	11.9%	18,140

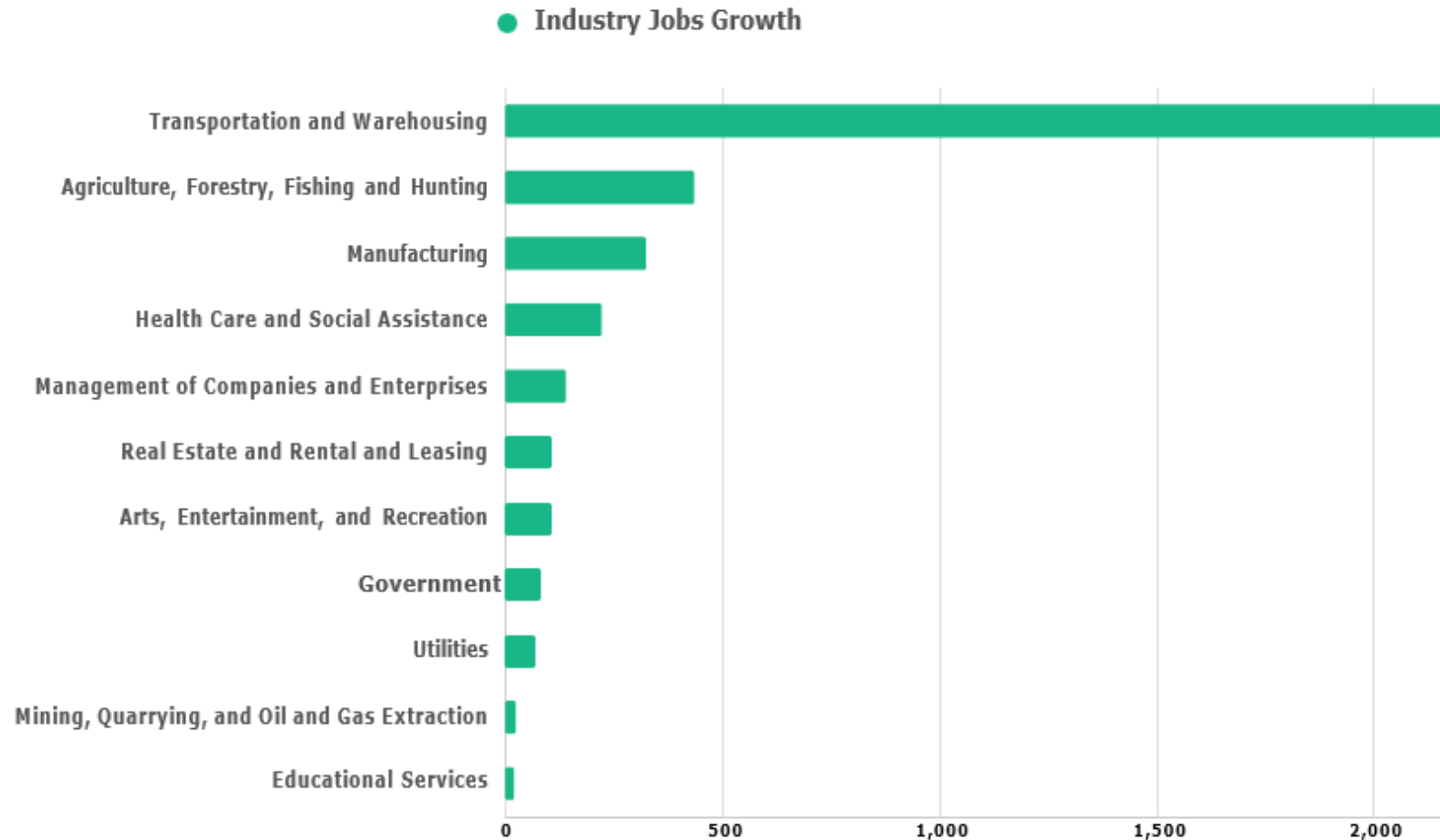
Industry Snapshot

Largest Industries



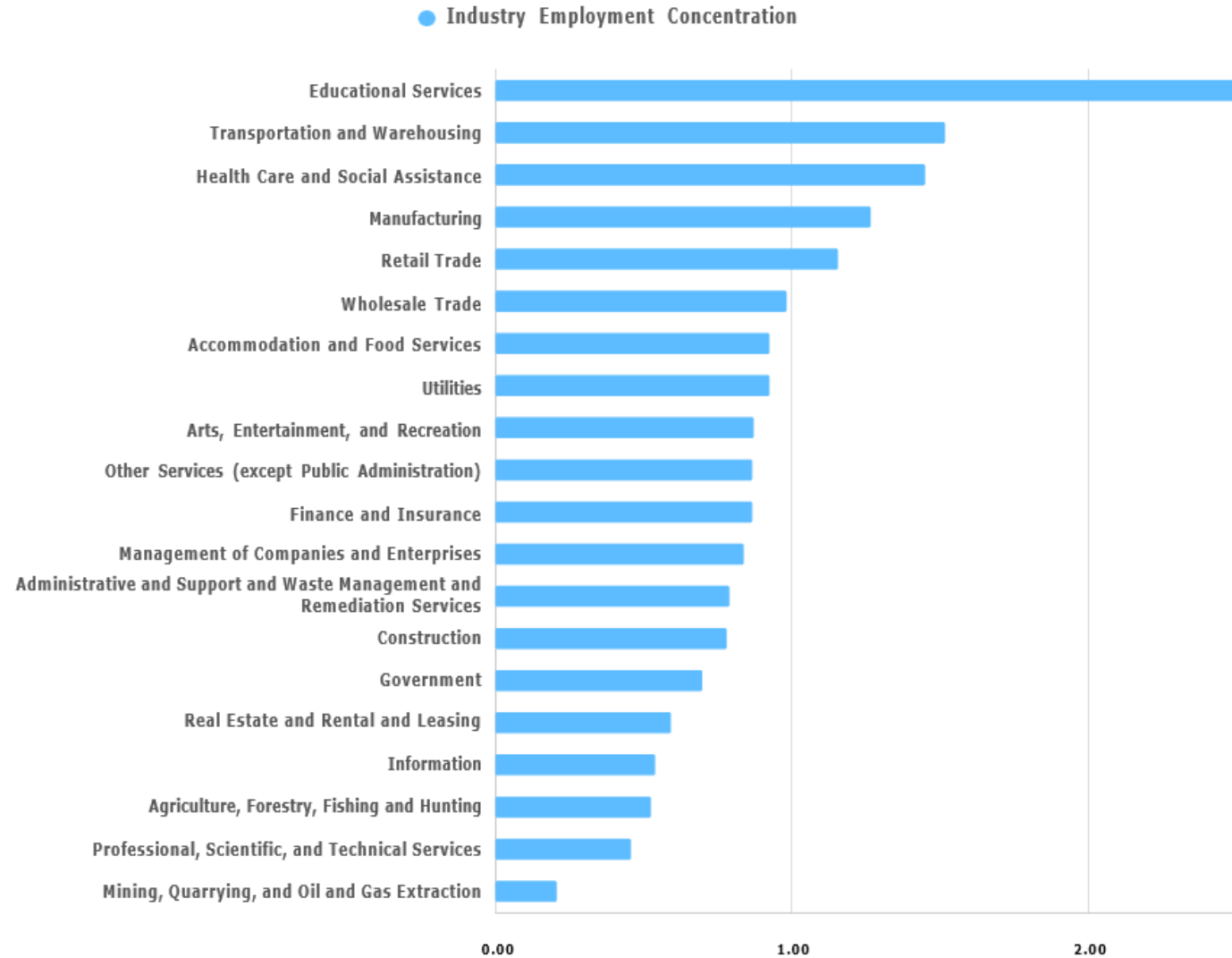
Industry Snapshot

Top Growing Industries



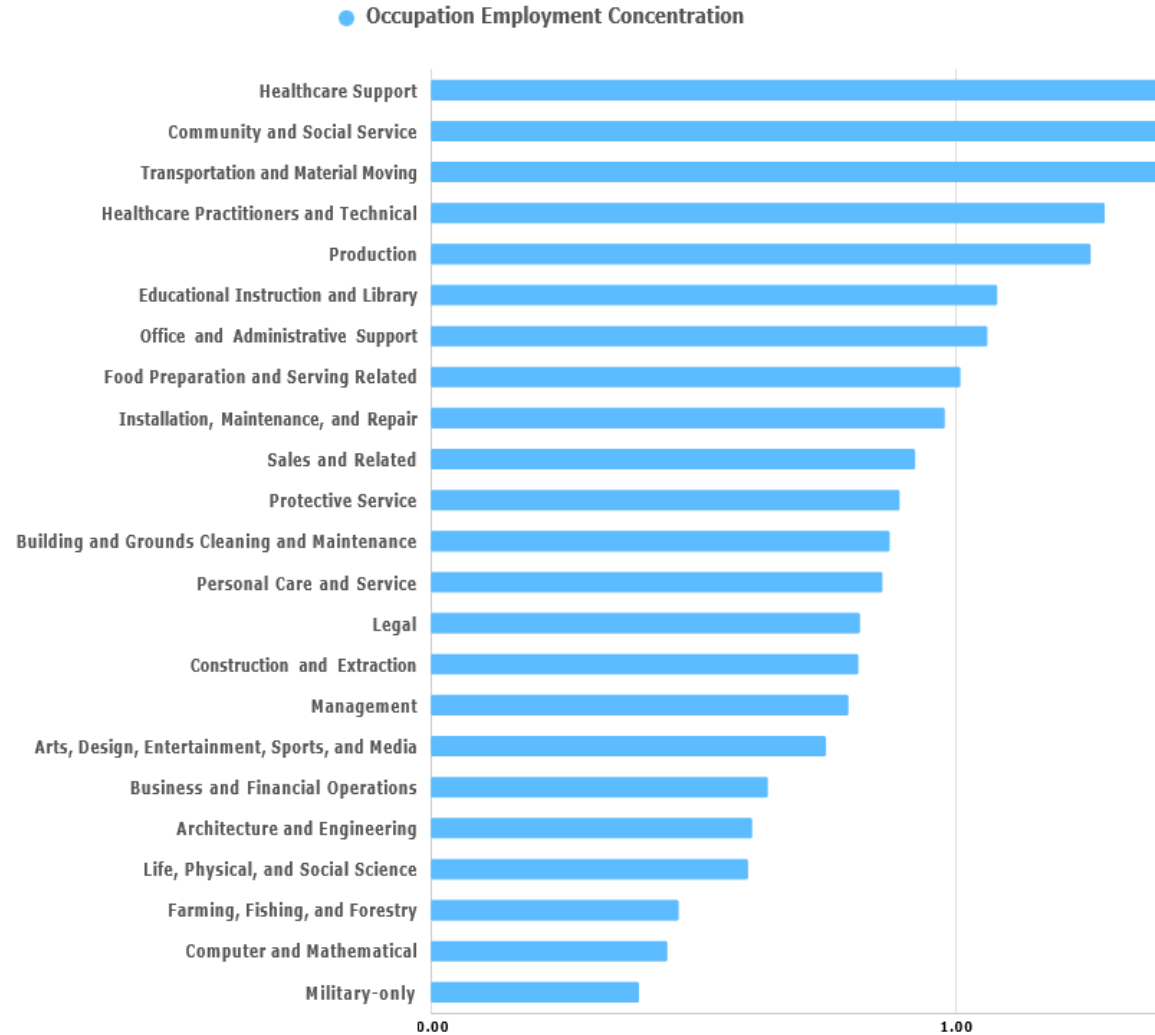
Industry Snapshot

Top Industry Employment Concentration

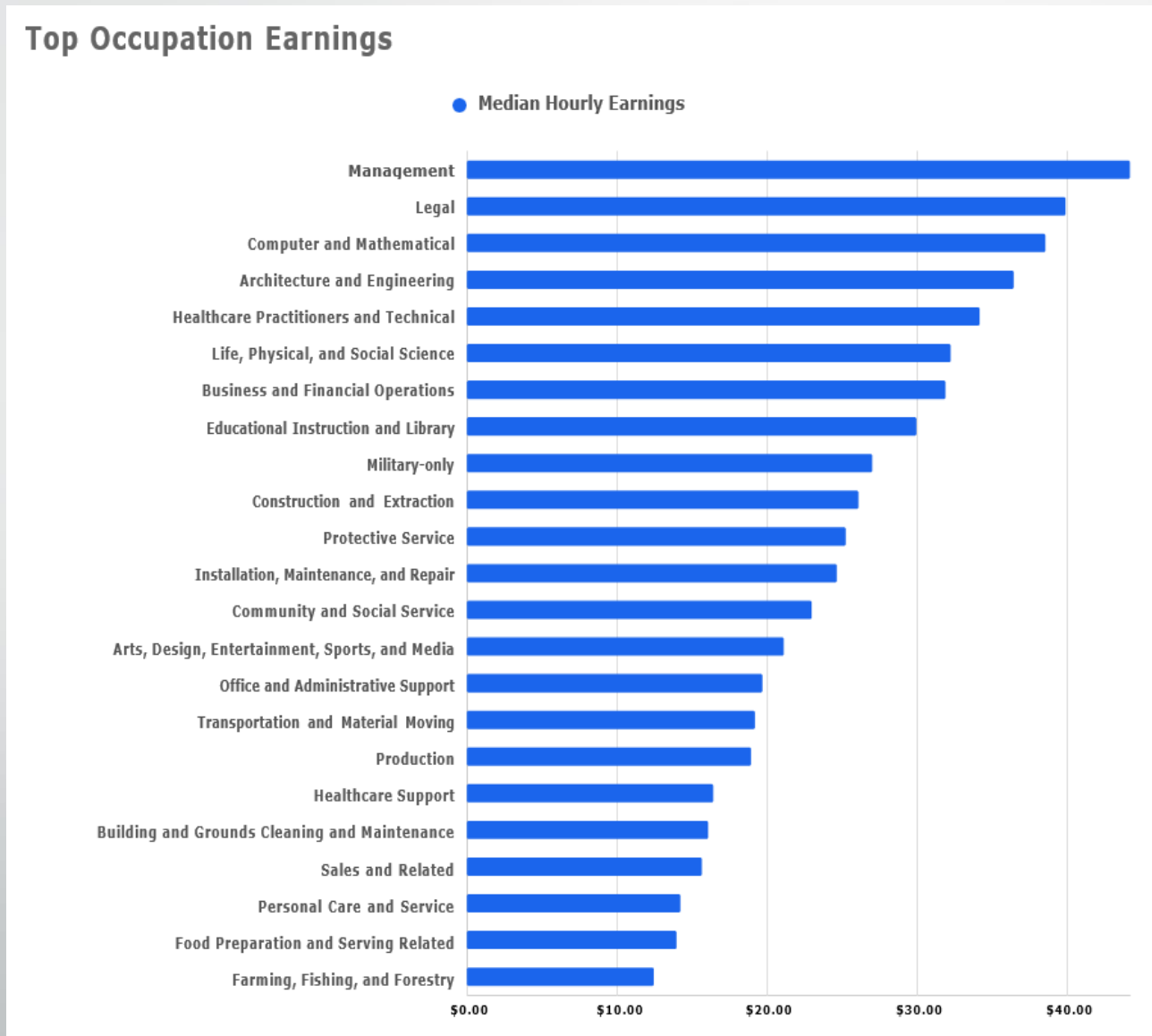


Occupation Snapshot

Top Occupation Employment Concentration

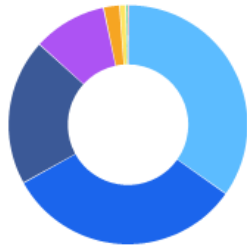


Top Occupation Earnings



Employer Overview

Business Size



	Percentage	Business Count
1 to 4 employees	34.7%	3,626
5 to 9 employees	32.1%	3,358
10 to 19 employees	19.8%	2,069
20 to 49 employees	10.0%	1,042
50 to 99 employees	2.2%	225
100 to 249 employees	0.8%	87
250 to 499 employees	0.3%	29
500+ employees	0.1%	11

*Business Data by DatabaseUSA.com is third-party data provided by Lightcast to its customers as a convenience, and Lightcast does not endorse or warrant its accuracy or consistency with other published Lightcast data. In most cases, the Business Count will not match [total](#) companies with profiles on the summary tab.

15,963 Companies Employ Your Workers











Online profiles for your workers mention 15,963 companies as employers, with the top 10 appearing below. In the last 12 months, 1,643 companies in Lackawanna County, [PA](#) posted job postings, with the top 10 appearing below.

Top Companies	Profiles	Top Companies Posting	Unique Postings
Geisinger Health System	953	Geisinger Health System	1,907
University of Scranton	950	Chewy	486
Marywood University	597	Commonwealth Of Pennsylvania	317
Scranton School District	567	Lehigh Valley Health Network	237
Lackawanna County	355	Regional Hospital Of Scranton	198
Bank of America	351	CompHealth	176
Allied Services	350	Fastenal	149
Sanofi	343	Community Health Systems Pro...	113
Cigna	313	CVS Health	112
Tobyhanna Army Depot	301	Walmart	103

Occupations

	Total/Unique (Jan 2024 - Dec 2024)	Posting Intensity	Median Posting Duration
Registered Nurses	15,040 / 4,933	<u>3</u> : 1	21 days
Retail Salespersons	4,536 / 2,129	<u>2</u> : 1	25 days
Customer Service Representatives	2,993 / 1,656	<u>2</u> : 1	24 days
Heavy and Tractor-Trailer Truck Drivers	3,507 / 1,577	<u>2</u> : 1	26 days
Nurse Practitioners	2,942 / 1,495	<u>2</u> : 1	20 days
Licensed Practical and Licensed Vocational Nurses	2,876 / 1,350	<u>2</u> : 1	23 days
Laborers and Freight, Stock, and Material Movers, Hand	4,052 / 1,301	<u>3</u> : 1	29 days
Home Health and Personal Care Aides	2,200 / 1,186	<u>2</u> : 1	22 days
First-Line Supervisors of Retail Sales Workers	1,873 / 971	<u>2</u> : 1	26 days
Pharmacists	2,132 / 880	<u>2</u> : 1	27 days

Locations

City	Total/Unique (Jan 2024 - Dec 2024)	Posting Intensity	Median Posting Duration
Wilkes-Barre, PA	23,128 / 10,064	<u>2</u> : 1 	25 days
Scranton, PA	21,030 / 8,307	<u>3</u> : 1 	25 days
Hazleton, PA	7,286 / 3,658	<u>2</u> : 1 	26 days
Stroudsburg, PA	5,736 / 2,971	<u>2</u> : 1 	27 days
East Stroudsburg, PA	6,064 / 2,798	<u>2</u> : 1 	27 days
Pittston, PA	6,242 / 2,616	<u>2</u> : 1 	26 days
Brooklyn, PA	1,928 / 1,388	<u>1</u> : 1 	17 days
Kingston, PA	2,822 / 1,303	<u>2</u> : 1 	24 days
Tannersville, PA	2,476 / 1,191	<u>2</u> : 1 	26 days
Dickson City, PA	2,385 / 987	<u>2</u> : 1 	22 days

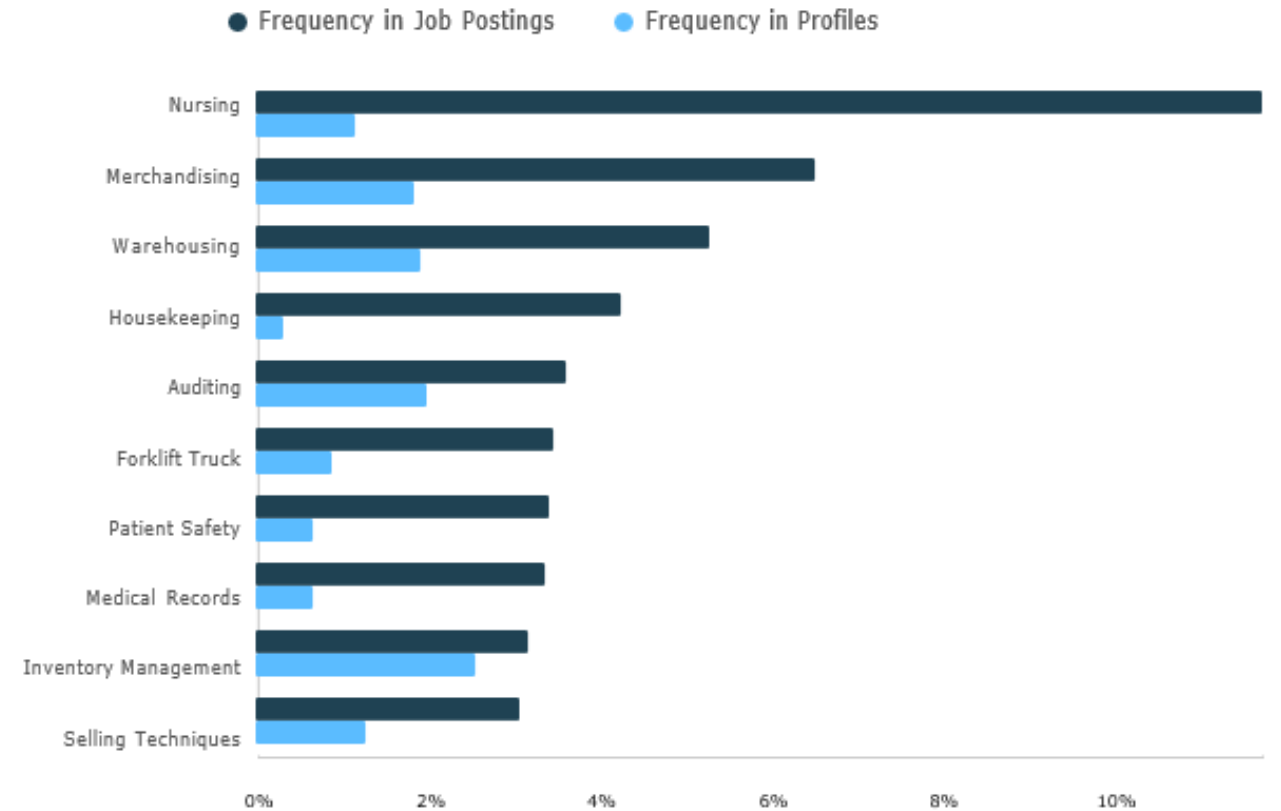
Certifications

Postings with Qualification

Valid Driver's License	6,368
Registered Nurse (RN)	5,800
Basic Life Support (BLS) Certification	3,636
Licensed Practical Nurse (LPN)	1,741
Nurse Practitioner (APRN-CNP)	1,712
Cardiopulmonary Resuscitation (CPR) Certification	1,691
Certified Nursing Assistant (CNA)	1,088
Certified Medical Assistant (CMA)	873
Commercial Driver's License (CDL)	861
Advanced Cardiovascular Life Support (ACLS) Certification	858

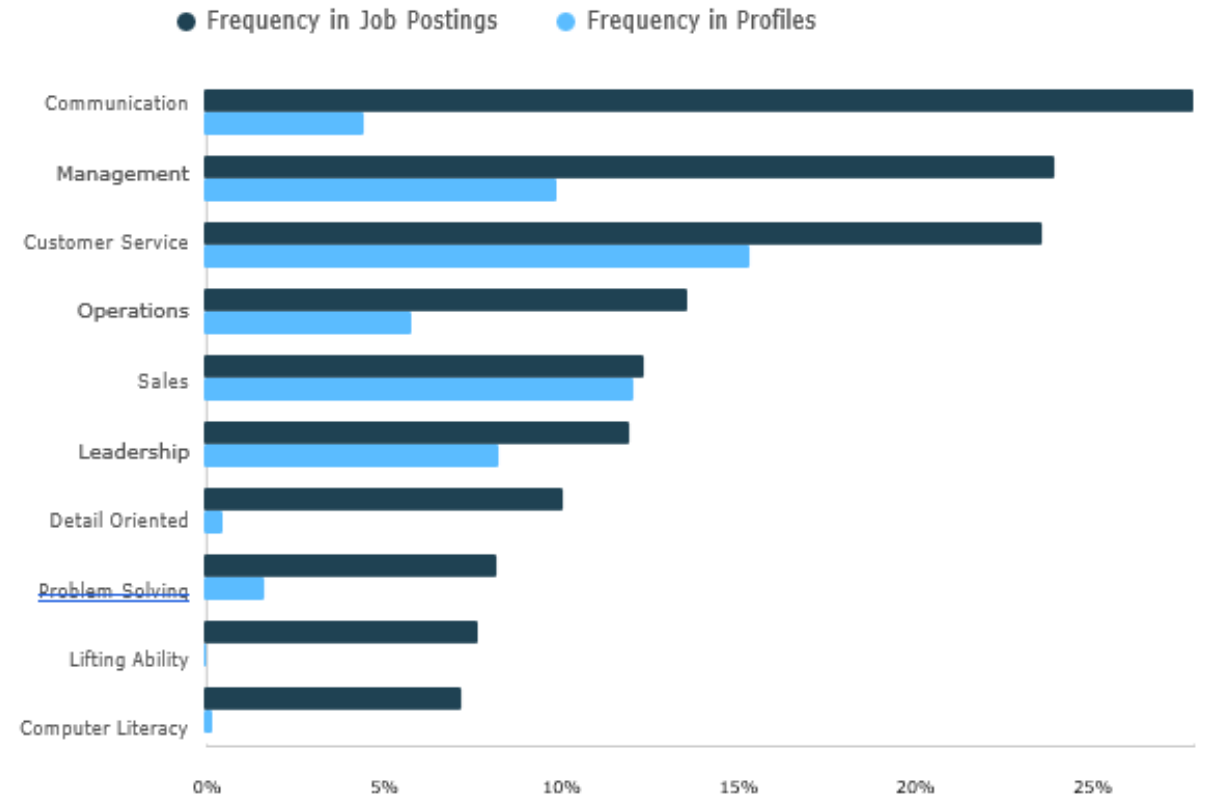
Specialized Skills

Top Specialized Skills



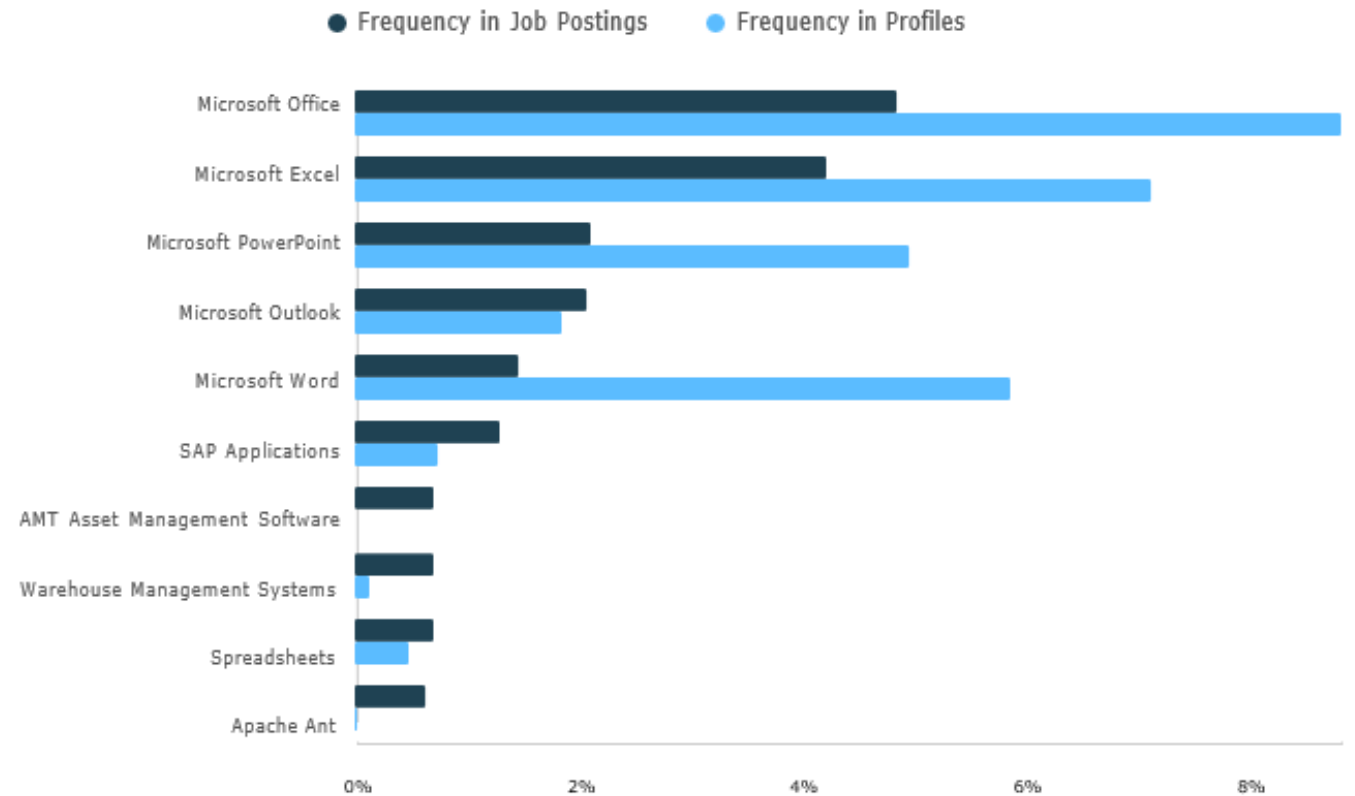
Hard Skills

Top Common Skills



Software Skills

Top Software Skills



Common Myths

- Generation cycle of poverty
- The 4-year degree
- Education-Training
- Lack of regional economic opportunity
- Wages
- Quality of Life

Drivers of Success

- Strong academic foundations
- Social and emotional maturity
- Critical thinking skills
- Instilling the foundation of lifelong learning
- Meeting basic needs – housing/food
- Navigation/Guidance = Opportunity